


Ormus and Plants

My websites on it.

<http://ormusplants.com/>

<http://ormusforplants.com/Ormus-For-Plants-MicroFlora-Stimulant-and-Plants-Usage.html>

Ormus Minerals Microflora Stimulant				
	Rate of Usage			
	The Ormus is to be used at the rate of one to two tablespoons per gallon of water at the beginning of the vegetative state and then again just as the plant flowering begins			
	SKU NUMBER	PRICE	INFO	BUY NOW
Directions For Use of Ormus Minerals Ormus				
<p>The concentrated Ormus product must be diluted to no more than 1% strength before application. Normal or slightly reduced application rates of nitrogen, potassium and phosphorus are recommended for crops that have received an Ormus treatment.</p> <p>Ormus is sensitive to ultraviolet light. Avoid setting the product in direct sunlight or next to electrical devices which may reduce its potency. Safely handle Ormus Minerals Ormus as you would any agricultural fertilizer.</p> <p>Application together with herbicides is prohibited. Application of diluted Ormus to moist soil followed by irrigation gives the best results. The product should not be applied to dry soil unless heavily diluted.</p>				
	Dilution			
<ul style="list-style-type: none">• Always dilute the Ormus with water prior to use.• Use at a concentration at or less than 1% strength.• One gallon of Ormus added to 128 gallons of water equals a 1% solution.• About 2 tablespoons (one ounce) per gallon equals a ~0.9% solution.• There is latitude either side of this value.				

- Three tablespoons/1.5 ounces on the high side and one teaspoon/gallon on the low end works in nearly all situations.

Foliar Spray

- Ormus Minerals Ormus diluted to a 0.5% solution
- One half ounce/gallon of water, can be used as a foliar spray.
- A minimum of 3 applications per season applied at 2 to 3 week intervals are recommended.
- Ormus used at this rate works well to suppress both powdery and downy mildews.

Garden Produce

- Apply 1 to 2.5 gallons of Ormus concentrate per acre

Time to maturity is shortened slightly while yields, at a minimum, are 50% greater... Some growers even get yields 2 to 3 times greater!

The plants are far more resistant to insects, disease, mold, fungus, and variations in light intensity... Because the plants are so vibrant it even buys the grower some tolerance when grown with hydroponic systems if there happens to be some kind of mechanical failure that isn't corrected right away.

Because the ORMEs are trans-dimensional in nature, young plants that begin as clones have demonstrated genetic changes enhancing the plants best attributes. This is fascinating stuff. When soaking seeds in a 1/2% Ormus solution seed eruption nears 100% and vigorous root growth is quickly seen.

For virtually every crop, especially crops that command a high dollar per pound at market time, there truly is no greater return on investment that you can make right now than the addition of monatomic elements found in Ormus Minerals Ormus to your grow arsenal.

This is a partial list of the elements, in their monatomic or diatomic state, extracted from our Rich Ormus Salts from around the world and Dead Sea salt, that are found in Ormus Minerals Ormus: Cobalt, Nickel, Copper, Ruthenium, Rhodium, Iridium, Palladium, Silver, Osmium, Platinum and Gold.

The ruthenium ORME is particularly good at relaxing the dual-stranded DNA and then recombining the genetics of the plant so it is able to evolve into a healthier more vibrant and productive plant.

The evolution continues as these seeds are then harvested and planted the following season.

These elements are commonly referred to as Sea-11 or C-11.

Each of these 11 elements has a critical role in growing the best plant possible.

Your bottle of Ormus is shipped in a EMF protection and should be kept in this when not being used. The ORMEs are very sensitive to light and to electromagnetic fields. Store in a dark location. Great care should be taken to not 'drive-off' the ORMEs with ambient magnetic fields and EMF energies.

We look forward to working with you to begin growing the biggest and healthiest crops you've ever had using this ancient vibrational technology!

Directions For Use of Ormus Minerals Ormus The concentrated Ormus product must be diluted to no more than 1% strength before application. Normal or slightly reduced application rates of nitrogen, potassium and phosphorus are recommended for crops that have received an Ormus treatment.

Ormus is sensitive to ultraviolet light. Avoid setting the product in direct sunlight or next to electrical devices which may reduce its potency Safely handle Ormus Minerals Ormus as you would any agricultural fertilizer.

Application together with herbicides is prohibited. Application of diluted Ormus to moist soil followed by irrigation gives the best results. The product should not be applied to dry soil unless heavily diluted.

Dilution: Always dilute the Ormus with water prior to use. Use at a concentration at or less than 1% strength. One gallon of Ormus added to 128 gallons of water equals a 1% solution. About 2 tablespoons (one ounce) per gallon equals a ~0.9% solution.

There is latitude either side of this value. Three tablespoons/1.5 ounces on the high side and one teaspoon/gallon on the low end works in nearly all situations.

Foliar Spray: Ormus Minerals Ormus diluted to a 0.5% solution, One half ounce/gallon of water, can be used as a foliar spray.

A minimum of 3 applications per season applied at 2 to 3 week intervals are recommended.

Ormus used at this rate works well to suppress both powdery and downy mildews.

Garden Produce: Apply 1 to 2.5 gallons of Ormus concentrate per acre.

Trees and Orchards: Medium size trees (size 3-6 feet): use 3 oz Ormus per tree not to exceed 5 gallons per acre. Large trees (size 6-12+ feet): use 5 oz Ormus per tree not to exceed 6 gallons per acre.

Field and Row Crops: Apply 1 to 2 gallons of Ormus concentrate per acre.

Two important basics come together to create a great Ormus Harvest. This mixture of Rich Ormus Salts from around the world and a potent salt from the Dead Sea

No more than a few drops a day in the drinking water for household pets.
For livestock, use one ounce in 5 gallons of drinking water.

An 8 oz bottle provides you with 16 gallons of Ormus water at the use rate of 1 tablespoon per gallon as the 32 ounce bottle will provide 64 gallons of Ormus water. If in an intensive grow operation, use twice to three times per crop.

Once at the beginning of the vegetative state, then just as flowering stage begins and then again about half-way through the fruiting season.

The monatomics focus the plant's or animal's ability to draw in Ch'i at the atomic level resulting in more vegetation, bigger fruit and greater resistance to environmental stress. So see just how BIG your harvest can be with the addition of ORMUS to your growing arsenal!

<http://www.subtleenergies.com/ormus/tw/application.htm>

<http://www.subtleenergies.com/ormus/tw/plants.htm>

quoted below

From all of these observations we are quite confident of the following results:

Plant Benefits

- Cellular respiration is increased
- Phototropism is increased
- Increases photosynthesis
- Increases carbohydrate content of sap
- Increases soil micro flora
- Increases nitrogen fixing bacteria in soil
- Increases phosphorous leaching fungi
- Improves soil tilth and aeration
- More resistant to insects and disease
- Has saved diseased orchards
- Less need for pesticides

- More drought tolerant
- More transplant tolerant
- Fruit is larger and better tasting
- Produce lasts longer on the shelf
- Mineral and vitamin content increased
- Plants produce sooner
- Crop yields are increased
- Application is easy
- Application is inexpensive
- Organic
- Non-toxic
- More resistant to freezing

Plants / Agriculture

Seeds and plants given the Ormus material have shown more vigor, tolerance to transplanting and drought conditions as well as increased resistance to disease and insects. They demonstrate a shortened growing cycle and increased crop yield. They have also produced larger fruit with a longer shelf life, and some have said contain an increase in mineral and vitamin content. Similar benefits have occurred with plants grown for flowers.

Plants dont lie! This tree after fed with Ormus (manna).

Walnut trees grown using Ormus (termed C-11) collected from Pacific Ocean water as a supplement. Five walnut trees of approximate age and size were purchased from the same nursery at the same time. Once transplanted, one of these five seedlings received a one-time supplement of two cups C-11 diluted in five gallons fresh water. In addition, several applications of wash water from the third rinsing that is performed while collecting C-11 has been given to the tree.

The tree which received C-11 is toward the right in the picture below and one of the trees which got no C-11 is on the left

The smaller tree is about five feet tall and the larger tree is about ten feet tall. These trees all grew in a dry interior climate at around 1000 feet elevation near the 49th parallel.

This one tree has consistently yielded the same volume of nuts in their shells as the combined yield of three fifteen-year old trees and four other three-year old trees. These pictures were taken on October 5, 2000

Four walnuts from these trees: Nuts inside the shells are proportionally larger than their ordinary counterparts. Their taste is comparable.

The walnuts on the left are from the trees that did not receive C-11. The walnuts on the right are from the largest tree that received the most C-11 and they are approximately 2 1/2 inches in diameter.

Un-hulled walnuts still on the tree (seven feet up in the tree) with a man's hand in the image for size comparison. The size of the walnuts is approximately that of a mid-range apple.

Ormus is a material that has been discovered (or maybe a better word is say re-discovered) by David Hudson in the 1970s. The content of many of David Hudsons lectures, where he outlines his findings, can be found on the Internet. (One site is subtleenergies.com.)

The Ormus material is very common in plants, animals, air, soil, rocks and water.

Some Core research by Barry Carter

<http://www.subtleenergies.com/ormus/tw/plants.htm>

<http://www.subtleenergies.com/ORMUS/tw/quick.htm>

Multiple links of Ormus and Plant Research

<http://www.subtleenergies.com/plant-lynx.htm>

Ormus and Walnut Trees

<http://www.subtleenergies.com/ormus/tw/walnuts.htm>

Ormus and application

<http://www.subtleenergies.com/ormus/tw/application.htm>

Ormus and Potatoes

<http://www.subtleenergies.com/ormus/tw/c-groplants.htm>

Ormus and Pears

<http://www.subtleenergies.com/ormus/tw/pears.htm>

Ormus and Alfalfa

<http://www.subtleenergies.com/ormus/tw/alfalfa.htm>

An excellent youtube video on Ormus and Alfalfa

<https://www.youtube.com/watch?v=2uvgbYgOY6c>

Ormus and your garden youtube video

<https://www.youtube.com/watch?v=-Z35FUrbX9Y>

Ormus as a Fertilizer

<http://blog.genuineobservations.com/2011/02/16/ormus-as-fertilizer/>

Ormus and Plants Research













<http://www.subtleenergies.com/ormus/tw/ormusplants.htm>

Alfalfa	Cotton	Melons	Potatoes
Apples	Cranberries	Nectarines	Pumpkins
Avocados	Cucumbers	Oranges	Quinoa
Bananas	Flowers	Palm	Soybeans
Beans (Green)	Ginger	Papayas	Sprouts
Beets (Sweet)	Ginseng	Peaches	Strawberries
Blueberries	Grapes	Persimmons	Sunflowers
Cauliflower	Herbs	Plums	Tomatoes
Coffee	Kiwi	Peppers (Bell)	Watermelons
Corn	Macadamia Nuts	Peppers (Capsicum)	
Corn (Sweet)	Mangoes	Pineapple	

Ormus and Organics

<https://whistleblower.dudaone.com/ormus-and-organics-vs-war-agriculture>


	Ormus Minerals Plant Microflora Stimulant		
Ormus Minerals for Plants	INGREDIENTS: Charged Dead Sea Salt Ormus and Global Ormus Rich Sea Salts Ormus		
	SKU NUMBER	COST	BUY NOW

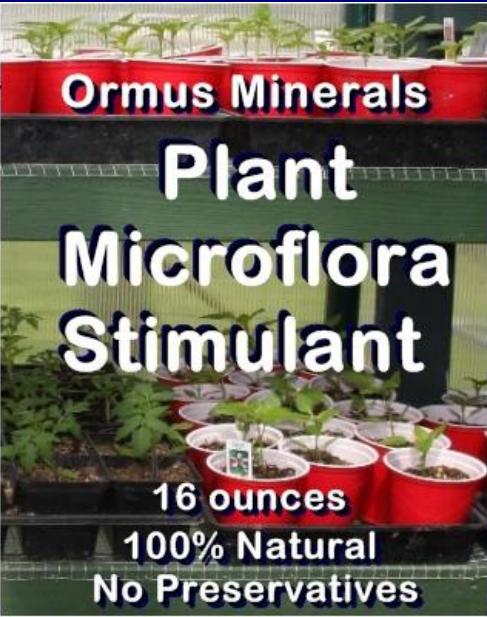
 <p>Ormus Treated Beets</p>	OM-135-MFS-004 4 OUNCES	\$15.00	View Details	 
	OM-135-MFS-008 8 OUNCES	\$25.00	View Details	 
	OM-135-MFS-016 16 OUNCES	\$45.00	View Details	 
	OM-135-MFS-032 32 OUNCES	\$90.00	View Details	 
	OM-135-MFS-064 64 OUNCES	\$180.00	View Details	 
	OM-135-MFS-128 128 OUNCES	\$350.00	View Details	 

DIRECTIONS:
Must be diluted no more than 1% strength before application. (see flyer for more details)

PRECAUTION: Application with herbicides is prohibited

STORAGE:
Keep away from children.
Do NOT refrigerate
Keep out of direct sunlight
Keep foil on bottle
Keep 6' AWAY from EMF (Electro Magnetic Fields)

Manufactured for & Distributed by:
 Ormus Minerals Inc.
 P O Box 513
 Caldwell, ID 83606
 @rmusMinerals
 www.OrmusMinerals.com



SUPPLEMENTAL FACTS

Application:
1 - 2 Tbsp. per gallon of water
100:1 for plants - vegetation

Ingredients:
Distilled water and Ormus Extract from Global Ormus Rich Salts

Yields:
8 oz bottle of OM Plant Microflora Stimulant 16 gallons of product at the rate of 1 - 2 Tbsp. per gallon of water

OM-135-MFS-016

These statements have not been evaluated by the Food and Drug Administration.